







Tenses Challenge Game

Instructions:

1. Set up the game: a. Print or display the board game template where all players can see it. b. Place the question cards face down in a pile near the board. c. Provide each player with a game piece and place them at the Start space on the board.
2. Divide the students into small groups of 2-4 players. Each group should have their own game board, dice, and game pieces.
3. Determine the order of play. You can decide this by having the students roll the dice, and the player with the highest number goes first.
4. The first player rolls the dice and moves their game piece that number of spaces.
5. When a player lands on a space representing a specific tense (e.g., Present Simple  Present Continuous  Present Perfect Simple  or Present Perfect Continuous ), they draw a question card from the pile that corresponds to that tense.



6. One of the other players reads the sentence on the question card aloud and the player who is now playing has to answer the questions using the correct tense.
7. If the answer is correct, the player stays on the space. If the answer is incorrect, the player must move their game piece back to their previous position.
8. The game continues until a player reaches the Finish space on the board.
9. The first player to reach the Finish space is the winner of the game.
10. After the game, you can review the sentences and tenses used to reinforce the correct usage and provide any necessary explanations or clarifications.